




VBrick Video On Demand Server

VOD-W 50/125/300 Server v6.0

Release Notes



Copyright

© 2012 VBrick Systems, Inc. All rights reserved.
12 Beaumont Road
Wallingford, Connecticut 06492, USA
www.VBrick.com

This publication contains confidential, proprietary, and trade secret information. No part of this document may be copied, photocopied, reproduced, translated, or reduced to any machine-readable or electronic format without prior written permission from VBrick. Information in this document is subject to change without notice and VBrick Systems assumes no responsibility or liability for any errors or inaccuracies. VBrick, VBrick Systems, the VBrick logo, StreamPlayer, StreamPlayer Plus, and VEMS Mystro are trademarks or registered trademarks in the United States and other countries. Windows Media is a trademarked name of Microsoft Corporation in the United States and other countries. All other products or services mentioned in this document are identified by the trademarks, service marks, or product names as designated by the companies who market those products. Inquiries should be made directly to those companies. This document may also have links to third-party web pages that are beyond the control of VBrick. The presence of such links does not imply that VBrick endorses or recommends the content of any third-party web pages. VBrick acknowledges the use of third-party open source software and [licenses](#) in some VBrick products. This freely available source code is posted at <http://www.vbrick.com/opensource>.

About VBrick Systems

Founded in 1997, VBrick Systems, an ISO 9001 certified vendor, is a privately held company that has enjoyed rapid growth by helping our customers successfully introduce mission critical video applications across their enterprise networks. Since our founding, VBrick has been setting the standard for quality, performance and innovation in the delivery of live and stored video over IP networks—LANs, WANs and the Internet. With thousands of video appliances installed world-wide, VBrick is the recognized leader in reliable, high-performance, easy-to-use networked video solutions.

VBrick is an active participant in the development of industry standards and continues to play an influential role in the Internet Streaming Media Alliance (ISMA), the MPEG Industry Forum, and Internet2. In 1998 VBrick invented and shipped the world's first MPEG Video Network Appliance designed to provide affordable DVD-quality video across the network. Since then, VBrick's video solutions have grown to include Video on Demand, Management, Security and Access Control, Scheduling, and Rich Media Integration. VBrick solutions are successfully supporting a broad variety of applications including distance learning and training, conferencing and remote office communications, security, process monitoring, traffic monitoring, business and news feeds to the desktop, webcasting, corporate communications, collaboration, command and control, and telemedicine. VBrick serves customers in education, government, healthcare, and financial services markets among others.

VOD-W v6.0 Release Notes

VBrick's VEMS VOD-W Server is tightly integrated with the VEMS family of products including the VEMS and VEMS Mystro™ Portal Server along with H.264, and MPEG 2 & 4 encoders. The VEMS VOD-W delivers stored H.264 and MPEG assets as unicast and multicast streams across an Ethernet network. The solution can be purchased as a turn-key application on Dell hardware platforms or as software only. Key services include scheduling of asset playback, asset search, user and system statistics, and more. The VEMS Portal Server is required to gain the full benefits of the VEMS VOD-W server and is sold separately.

The VOD-W Server comes in three models depending on throughput and number of simultaneous users that are allowed. The license file you received corresponds to one of these models. To increase throughput or the number of allowed users, you must purchase a different model—you cannot simply upgrade the license file.

- VOD 50W – 50 Mbps, 50 simultaneous users
- VOD 125W – 125 Mbps, 125 simultaneous users
- VOD 300W – 300 Mbps, 300 simultaneous users

What's New in 6.0	1
Installation	2
Caveats	5

What's New in 6.0

- The VOD-W 6.0 application software now runs on server machines configured with Microsoft Windows Server 2008 R2 (64-bit) operating systems.
- Support for SQL Server 2008 R2 Express.
- Direct playback of transport stream Variable Bit Rate (VBR) – no need to file convert to Constant Bit Rate (CBR). This is useful with the DVB gateway for faster ingest times and reduced disk space requirements.

Note VOD-W 6.0 runs on a 64-bit operating system machine and works with VEMS Mystro 6.2 and above only—it does not work with earlier versions of VEMS or VEMS Mystro.

VOD-W Features

The VEMS VOD-W server is part of VBrick's Enterprise Media System family of products which includes the VEMS Portal Server, MPEG-1/2/4 streaming encoders, and the VEMS Set Top Box. The VOD-W is built on a Dell hardware platform and delivers stored MPEG assets as unicast or multicast streams across an Ethernet network. Some notable features include:

- Support for DVD-quality, standards-based video formats including MPEG-1/2/4 and Windows Media.
- Seamless integration with VBrick's VEMS Mystro Portal Server.
- Graphical monitoring tools that let you view the status of all streaming sessions, view utilization statistics for each drive, set log levels, and view system events.

-
- Remote server administration using a Remote Desktop Connection.
 - Fully-compatible RAID storage devices that are easy to install and configure.
 - Support for MPEG-1, MPEG-2, and MPEG-4 closed captions.

Compatibility

The VOD-W v6.0 software release is compatible with the following VBrick devices:

- VBrick 6000 Series of MPEG-2 and MPEG-4 encoders (v2.1 and higher)
- VBrick 7000 Series H.264 encoders
- VBrick 9000 Series H.264 encoders
- Multi-Format Set Top Box
- AmiNET130 Set Top Box
- VOD-W v6.0: VEMS Mystro Portal Server v6.2 or higher

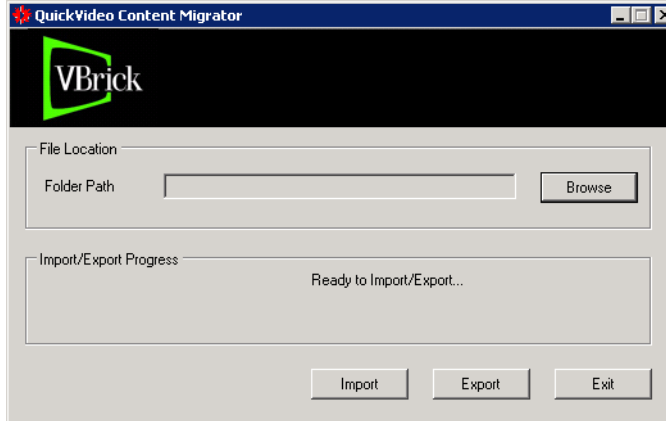
Installation

The VEMS VOD-W server is shipped from VBrick with Windows Server 2008 R2 and the latest VOD-W software already installed. If you need to re-install the software for any reason, or if you purchased a software-only version and will be installing the software on your own hardware, follow the instructions in the "Software Installation" chapter in the *VOD-W Server Admin Guide*.

Upgrading from 5.x to 6.x

VOD-W v6.0 runs on 64-bit Windows Server 2008 R2 systems only. **You cannot install the VOD-W 6.0 software on a 32-bit machine.** If you have an existing v5.x VOD-W server running on a 32-bit operating system, you will need to (1) install the VOD-W v6.0 software on a 64-bit machine with a Windows Server 2008 R2 operating system and (2) migrate your database using the migration tool. Be sure to use the tool. **Do not attempt to backup and restore the database.**

- ▼ To upgrade to VOD-W v6.0 on a 64-bit machine:
 1. Install the SQL Server 2008 Express software and the VOD-W software on the 64-bit machine. See the "Software Installation" topic in the *VOD-W Server Admin Guide* for detailed instructions.
 2. Migrate the database as follows using the **QVContentMigrater** migration tool which is available on the VOD-W Product CD. (This migrates the database only; it does not migrate content.)
 - a. Get the migration tool (`QVContentMigrater.exe`) from the Product CD and copy it to the 5.x server machine desktop.
 - b. Run the tool. Browse to a **Folder Path** and click **Export**. This will create two files: `ContentMigrator.txt` and `Contents.xml`



3. Copy the migration tool to the 6.x server machine desktop.
 - a. Run the tool. Browse to the **Folder Path** you created in Step 2 and click **Import**.
 - b. When done you will have successfully migrated the VOD-W database.
4. Manually copy your video content from D:\content on the 5.x machine to the same folder on the 6.x machine.

Changing the Default FTP Password

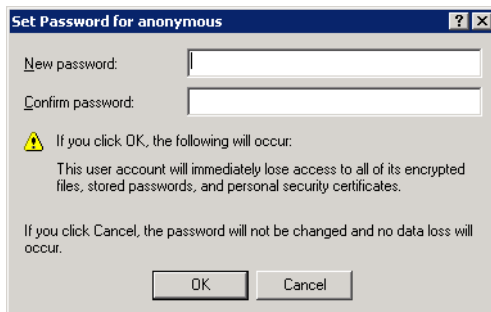
Communication between the VOD-W and the Portal Server is protected by password authentication. The web service user name and password (**vbrickuser/vbrickuser**) used for communication is the same as the FTP password and username.

VBrick strongly recommends you change the default password after the VOD-W server is installed. **You must change the password in three different places as explained below:**

- Computer Management
- Internet Information Services (IIS)
- VEMS Portal Server

▼ To change the password in **Computer Management:**

1. Get a new password from your system administrator.
2. Go to **Start > Control Panel > Administrative Tools > Computer Management**.
3. Highlight **Local Users and Groups** and double-click on **Users** in the right pane.
4. Right-click on **vbrickuser** and select **Set Password**. Click **OK** when done.



-
- ▼ To change the password in **IIS**:
 1. Go to **Start > Control Panel > Administrative Tools > Internet Information Services (IIS) Manager**.
 2. Expand the tree control, right-click on **Default FTP Site** and select **Properties**.
 3. Select the **Security Accounts** tab.
 4. Check **Allow anonymous connections**. (This is checked temporarily while you change the password.)
 5. Enter a new password in the **Password** field, click **Apply**, and re-enter the password.
 6. Uncheck **Allow anonymous connections** to disable anonymous FTP access.
 7. Click **OK** and **OK** again.
 - ▼ To change the password in the **Portal Server**:
 1. Launch the VEMS Portal Server configuration tool.
 2. Navigate to **Global Settings > Servers**.
 3. Change the **FTP Password** so that it matches the password you entered in Computer Management and IIS.

Using Secure URL Password Protection

The VOD-W can also be configured for secure, password-protected communication between players and the VOD-W server. Secure URL protection prevents users from bypassing Portal Server authentication and playing back VOD content directly from VOD-W servers. Requests from players and devices (for example STBs, IPRs, and PCs) include a key that is generated by the Portal Server and validated by the VOD-W server. This feature must be configured on *both* the VOD-W server and on the Portal Server. For configuration instructions, see "Using Secure URL Password Protection" in the *VOD-W Server Admin Guide*.

VBrick Security Update Policy

VBrick has fully tested all of its server-based software products on Windows Server 2008 R2 with all current Microsoft security updates installed. It is standard VBrick policy to configure and ship our servers with all current service packs and security updates as of the shipping date of the product. We also run limited regression tests when new service packs and updates are released by Microsoft. Once VBrick software is installed at a customer site however, it becomes the customer's sole responsibility to install security updates and software patches as they become available. To protect against imminent threats, VBrick recommends you install and/or test all Microsoft security updates as soon as they are available.

- ▼ To see what security (and other) updates are installed:
 1. Go to **Start > All Programs > Windows Update**.
 2. In the right navigation pane, click **View update history** to display the history of all installed updates.
 3. If necessary, go to **Start > Control Panel > Programs > Programs and Features > View installed updates** to remove an unwanted update.

Caveats

This section addresses known issues in this release, most of which have an easy workaround. For more information about any item, or help with an issue not listed here, contact your reseller or VBrick Support Services.

- MPEG-2, MPEG-4, and H.264 audio-only files are not supported and cannot be ingested from the VEMS Portal Server. MPEG-2 and H.264 TS audio-only files can be manually ingested from the InfoValue GUI. When ingesting manually, check **Do Not Process Content** to inhibit generation of index files.
- MPEG-4 and H.264 RTP files should always be hinted prior to ingestion. Hinting is always on for recording with VEMS Portal Server. Hinting is on by default in StreamPlayerPlus. Do not change this default setting if the files may subsequently be ingested to the VEMS VOD-W.
- The QVCS service on the VEMS VOD-W server must be restarted after making any configuration changes.
- MPEG-4 and H.264 low bitrate files (less than 200 Kbps) streamed to the set top box begin and restart repeatedly within 2–3 minutes with the default configuration. To workaround this issue, increase the **Data Buffering Seconds** parameter in the STB configuration.
- When managing a RAID array, if you insert a drive into an array, make sure that enough time has elapsed to sync the RAID array before removing any disks. Contact VBrick Support Services if you need help adding a drive.
- When the VOD-W server is ingesting files, there may be a brief video hit (for example several dropped frames) in a file that is streaming from the server at the same time. This happens each time an ingestion completes.



